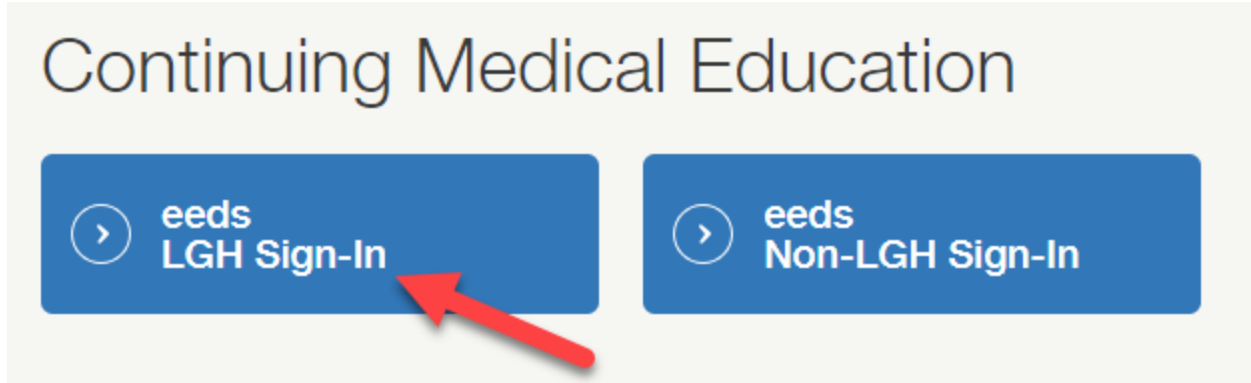


Logging Attendance and Obtaining Certificates/Transcripts

Go to www.lghealth.org/cme

To log attendance and/or get your certificate and transcript click on **eeds LGH Sign-In**



Log in with your LGH Network User ID and password

Please enter your LGH user name and password.

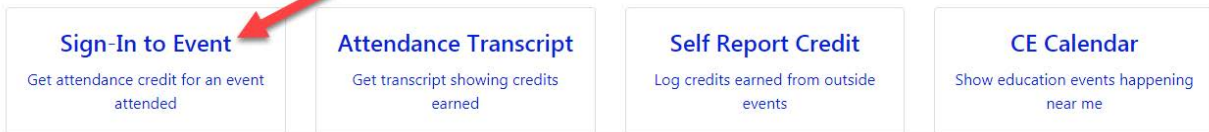
User name:

Password:

Login

Click **Sign-In to Event**

QUICK LINKS



Enter the Activity Code provided by the CME Presenter.

Enter the 6 character activity code provided to you by your activity coordinator or speaker.

Next

You MUST sign in within 24 hours of event to get credit.


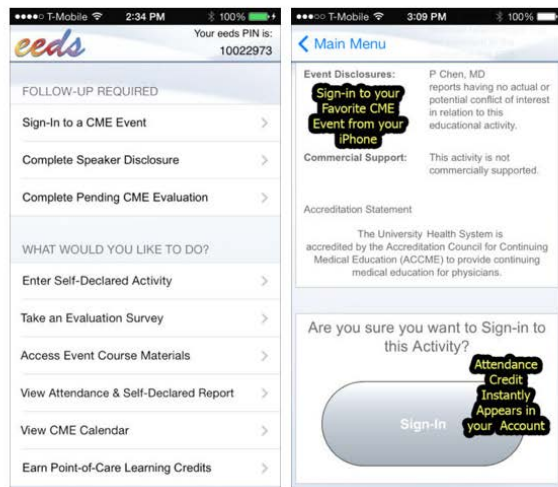


Once you log into your eeds account via the LGH CME Website you can also:

- Download a single certificate or transcript (available to LGH Med Staff Providers only, all others limited to certificates only)
- Upload credits you have received from other organizations
- View course materials
- View CME Calendar of Upcoming Events

Please contact Roxanne Bolinger at Roxanne.Bolinger@pennmedicine.upenn.edu, 717-544-4500 or Amber Provinzano at Amber.Provinzano@pennmedicine.upenn.edu, 717-544-4242, if you have any questions.

eeds: Free iPhone App

1. Go to the App Store on your iPhone
2. Tap the Search icon at the bottom of your screen
3. Search for “eeds”
4. Choose the “eeds mobile” app
5. Download the app (you’ll need your iTunes password)



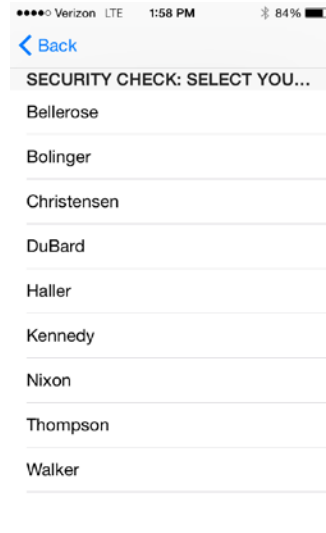
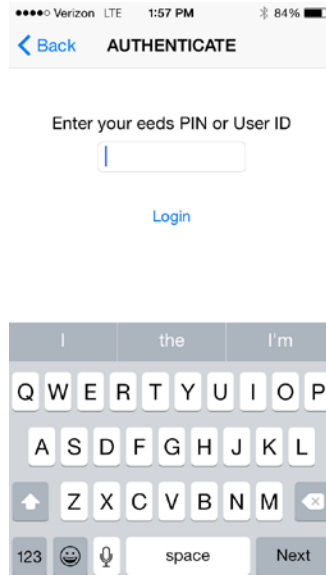
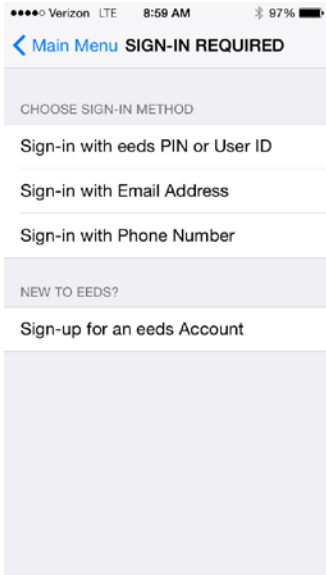
iPhone App Continued...

You'll only need to log in to the iPhone app once

When asked to choose sign in method, Log in with your LGH Health User ID (also called eeds PIN).

This is the log in that you use for EPIC.

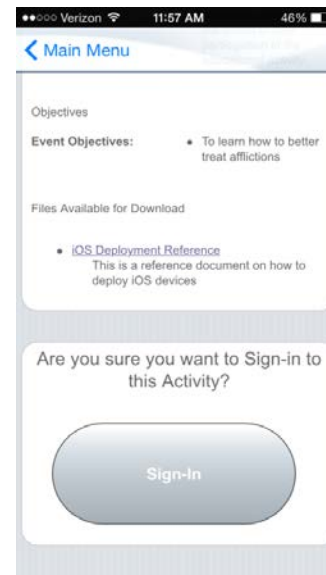
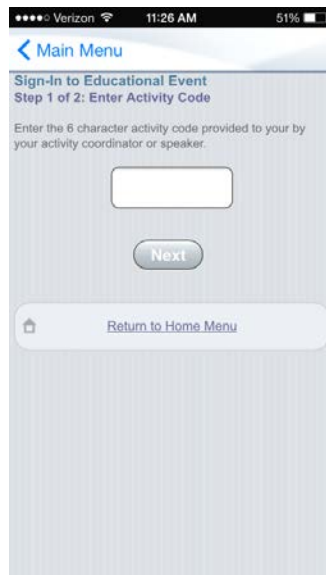
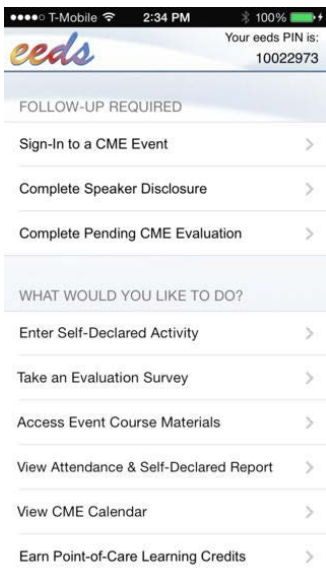
If your User ID is found, you'll be asked to select your last name. Otherwise you'll need to create an account.



If there are events to sign into today, there will be a "Sign-in to a CME event" button

Enter the activity code provided


Review the activity information and click "Sign-In" (must be within 24 hours of event to get credit)



Please contact Roxanne Bolinger at rbolinger2@lghealth.org, 717-544-4500, or Amber Provinzano at aprovinzano2@lghealth.org, 717-544-4242, if you have any questions.

eeds: Free Android App

1. Go to the Google Play Store
2. Search for “eeds”
3. Choose the “eeds mobile” app
4. Tap the **Install** button



Android App Continued...

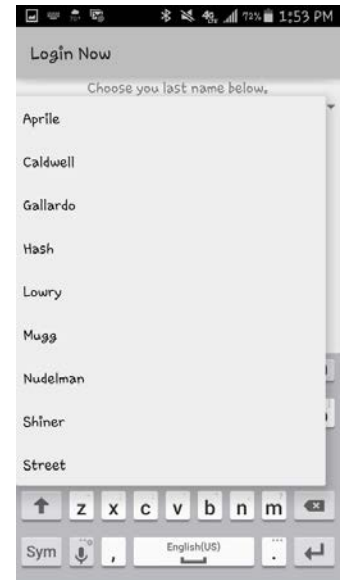
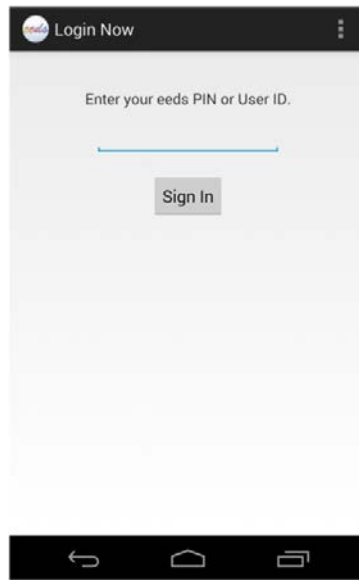
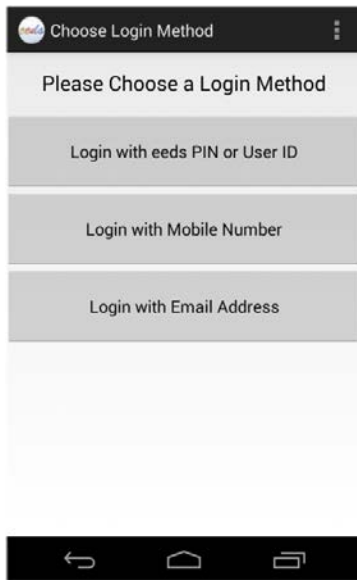
You'll only need to log in to the Android app once

Choose the first option "Log in with your User ID" (also called eeds PIN)

This is the log in that you use for EPIC

(Disregard the mobile number and email address options.)

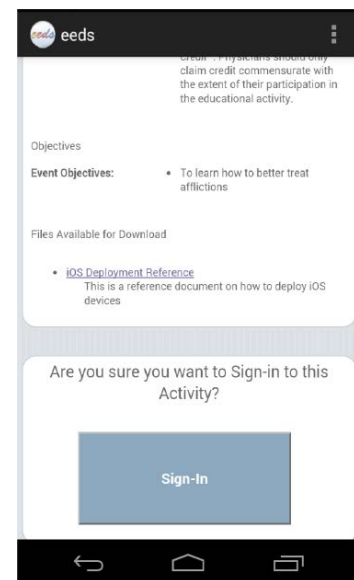
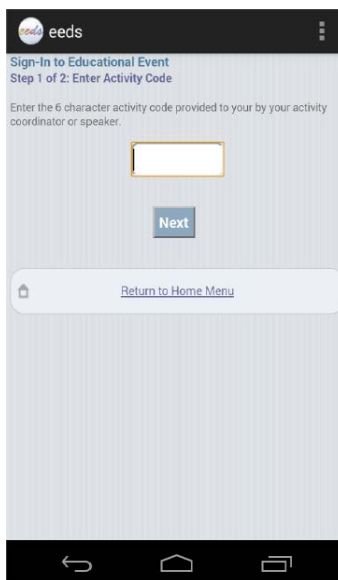
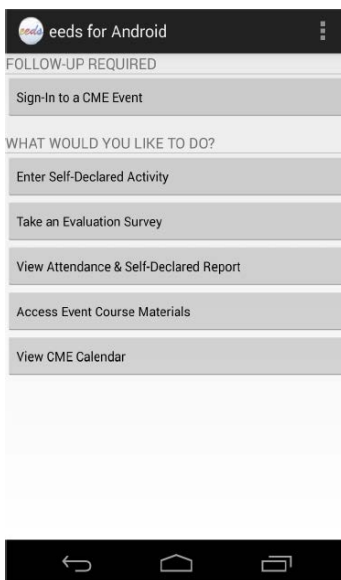
If your User ID is found, you'll be asked to select your last name. Otherwise, you'll need to create an account.



If there are events to sign in to today, there will be a "Sign-In to a CME Event" button

Enter the activity code provided

Review the activity information and click "Sign-In" (must be within 24 hours of event to get credit)



Please contact Roxanne Bolinger at rbolinger2@lghealth.org, 717-544-4500 or Amber Provinzano at aprovinzano2@lghealth.org, 717-544-4242, if you have any questions.

Registering for Live Events

Go to www.lghealth.org/cme

Click on **Register for Live Events**



Click on the event for which you wish to register

Click on the **Register Now** button

Log in with your LGH User ID (the same ID you use for EPIC, don't use the name/email option) and follow the instructions to register

Register For Symposium



Enter your Basic Information

LGH Username 

OR

First Name:

Last Name:

Email:

NEXT

Follow instructions for registration

How to View Live Events Remotely... Anywhere!

1. Go to www.lghealth.org/cme (This is an external website, you do not need to be logged into an LGH network to access).
2. Click on View Live Events Remotely from the menu under “CME Resources”.



3. Select the event you want to view. Your event will only show if you are checking the website during the event time. The link will not appear prior to or after the event. Some events will be made available via CME On Demand within a week of the event conclusion.
4. You should listen at the beginning of the event for the announcer to mention the six digit eeds activity code which you will need to log your credits. If the event has an ABIM MOC component, you can follow along with your smart phone on the eeds mobile app.
5. At the end of the event, please complete your evaluation.
6. If you have any questions please contact Roxanne Bolinger, Roxanne.Bolinger@pennmedicine.upenn.edu, 717-544-4500, or Amber Provinzano, Amber.Provinzano@pennmedicine.upenn.edu, 717-544-4242.

How to View CME on Demand

Using **Chrome** as your internet browser, go to www.lghealth.org/cme (Please note, this is an external website)

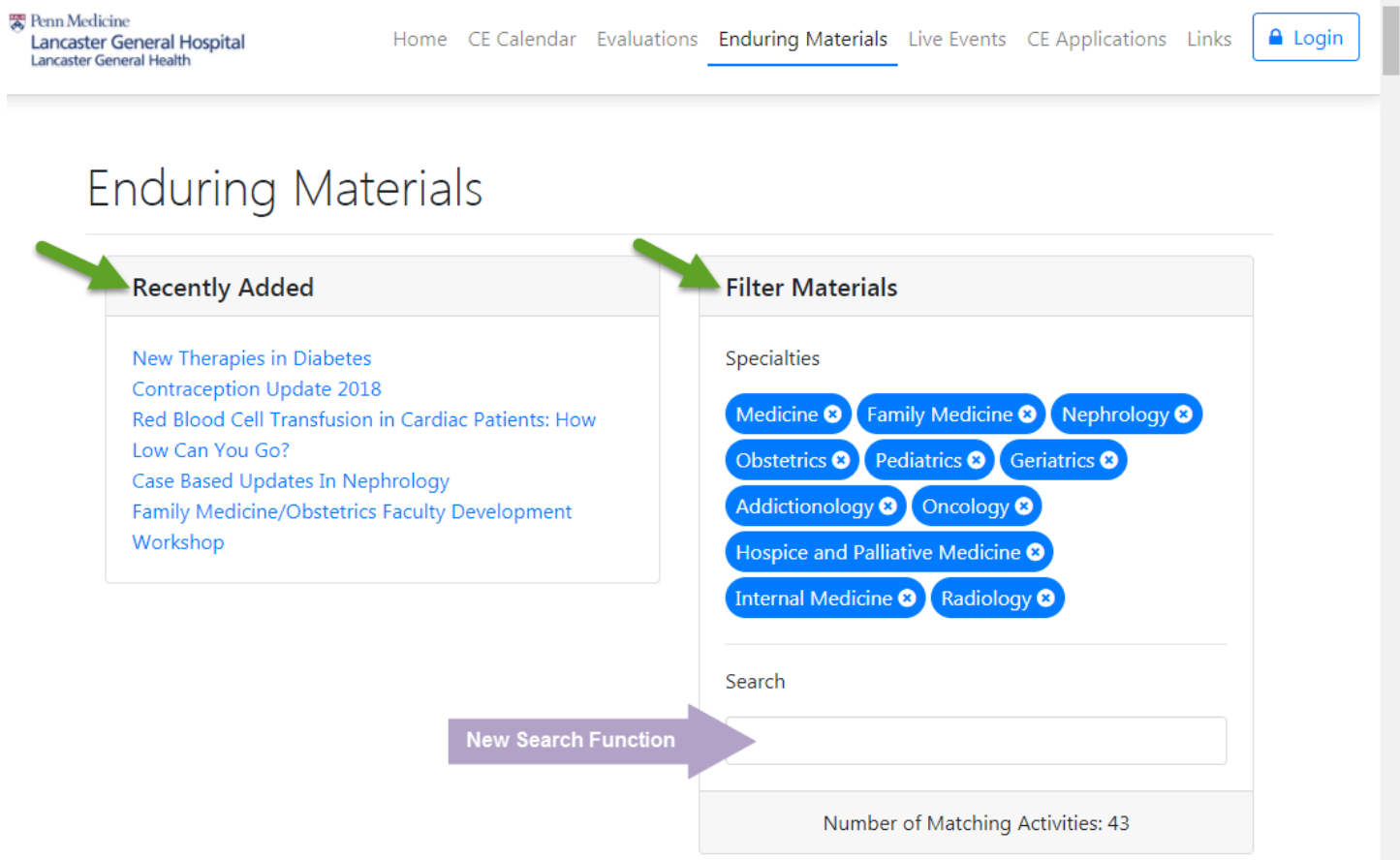
Click on CME on Demand from the menu under “CME Resources”



CME Resources

- Register for Live Events
- View Live Events Remotely
- **CME On Demand** ←
- Virtual Classroom without Credit
- Month-at-a-Glance Calendar

At the top of the page you can see what was recently added, use the search function to find key words, filter on certain specialties, or scroll through the available presentations. Click on the title of the presentation you wish to view.



Enduring Materials

Home CE Calendar Evaluations Enduring Materials Live Events CE Applications Links [Login](#)

Recently Added

- New Therapies in Diabetes
- Contraception Update 2018
- Red Blood Cell Transfusion in Cardiac Patients: How Low Can You Go?
- Case Based Updates In Nephrology
- Family Medicine/Obstetrics Faculty Development Workshop

Filter Materials

Specialties

- Medicine ✕ Family Medicine ✕ Nephrology ✕
- Obstetrics ✕ Pediatrics ✕ Geriatrics ✕
- Addictionology ✕ Oncology ✕
- Hospice and Palliative Medicine ✕
- Internal Medicine ✕ Radiology ✕

Search

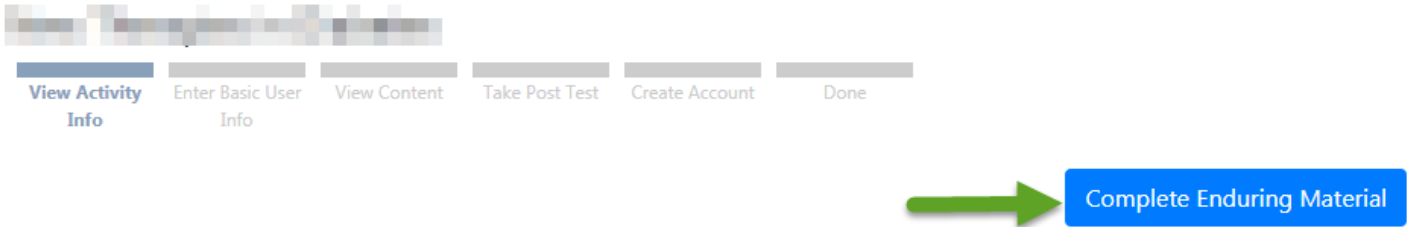
New Search Function →

Number of Matching Activities: 43

How to View CME on Demand

Once you've selected your enduring material, you will be taken to that presentation's Activity Info page. Click the button on the right to **Complete Enduring Material**

Enduring Material



View Activity Info Enter Basic User Info View Content Take Post Test Create Account Done

[Complete Enduring Material](#)

Enter your LGH Username (same user ID that logs you on to EPIC) and click Next

Enduring Material



View Activity Info **Enter Basic User Info** View Content Take Post Test Create Account Done

Please enter your information below. If we cannot find your eeds account, you will be asked for more information later, so the education provider can give you credit.

Name:

Enter **LGH Username**, Mobile #, Email, or eeds PIN :

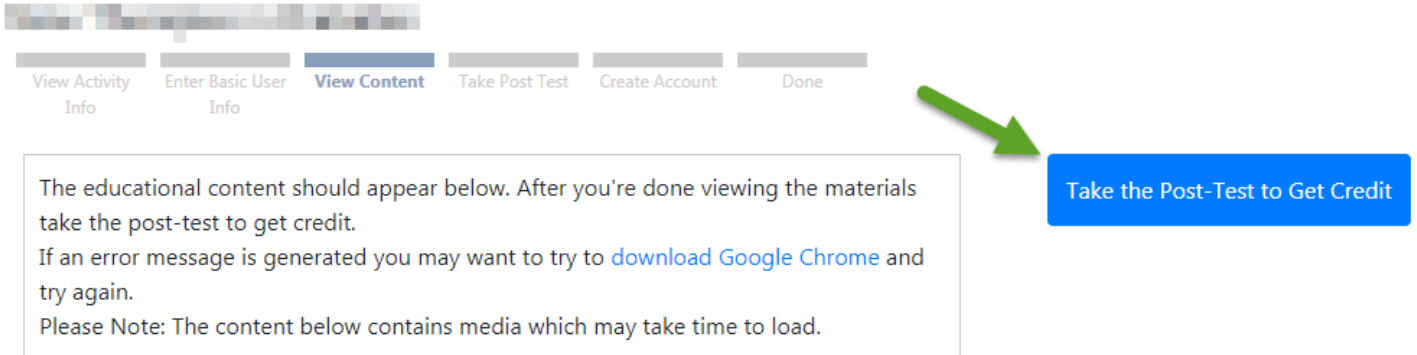


[Next](#)

How to View CME on Demand

Once you've watched the entire presentation click the **Take the Post-Test to Get Credit** button (green arrow).

Enduring Material



The screenshot shows a progress bar with six segments: 'View Activity Info', 'Enter Basic User Info', 'View Content', 'Take Post Test', 'Create Account', and 'Done'. The 'View Content' segment is highlighted in blue. A green arrow points from the 'View Content' segment to a blue button labeled 'Take the Post-Test to Get Credit'. Below the progress bar is a text box with the following content:

The educational content should appear below. After you're done viewing the materials take the post-test to get credit.
If an error message is generated you may want to try to [download Google Chrome](#) and try again.
Please Note: The content below contains media which may take time to load.



The screenshot shows a video player interface. At the top, there is a blue header with the Penn Medicine Lancaster General Health logo and name. The main area is a large blue rectangle, likely a placeholder for the video content. In the bottom right corner, there is a smaller video thumbnail showing a man in a white coat standing at a podium, with a 'Paused' overlay. The URL 'site.lghealth.org/Mediasite/Play/9a49bad5f10249fea27a75c9ef74c1431d#' is visible at the bottom left.

You will complete the test and submit it for credit. You can then complete the evaluation and get your certificate of completion.

For help or questions, please contact the CME Office:

Amber Provinzano | CME Coordinator | Amber.Provinzano@penmedicine.upenn.edu | 717-544-4242

Roxanne Bolinger | CME Manager | Roxanne.Bolinger@penmedicine.upenn.edu | 717-544-4500.